

STUDY OF P-N JUNCTIONS,

MODEL : PN - 01



Experimental Determination of :

- Reverse saturation current I_0 and material constant η
- Temperature coefficient of junction voltage dV/dt
- Energy band-gap V_{G_0}
- Junction capacitance

STUDY OF THE ENERGY BAND-GAP AND DIFFUSION POTENTIAL OF P-N JUNCTIONS

➤ Introduction:

This is an advanced level experiment to be performed on commercially available diodes viz. germanium or silicon diodes, various types of LED's and also on the base-emitter/collector-base junctions of a transistor. The results of the experiments not only give the device characteristics but also provide an insight into the properties of the materials used in the fabrication of the junction. In the set-up, all the necessary instrumentation is integrated as a result of which a minimum of external connections need to be made by the user. A CRO is the only accessory that is required.

➤ Experiments:

Given below is a brief description of the experiments that may be performed.

(a) Reverse saturation current I_0 and material constant η

The magnitude of I_0 is too small to be Measured conveniently and further, it is a function of the applied voltage. The direct measurement of this current is therefore both difficult and erroneous. In the present set-up, readings for the forward $V-I$ characteristics are obtained by $3\frac{1}{2}$ digit DPM for a wide range of currents. If, V and $\ln I$ are plotted on a graph paper a straight line is obtained. This line intersects the current ($\ln I$) axis at $\ln I_0$ and its slope $\Delta V/\Delta \ln I$ may be solved to compute η . (fig.1)

VIJAYANTA TECHNOLOGIES PVT. LTD.

(Formerly Vijai Electronics)

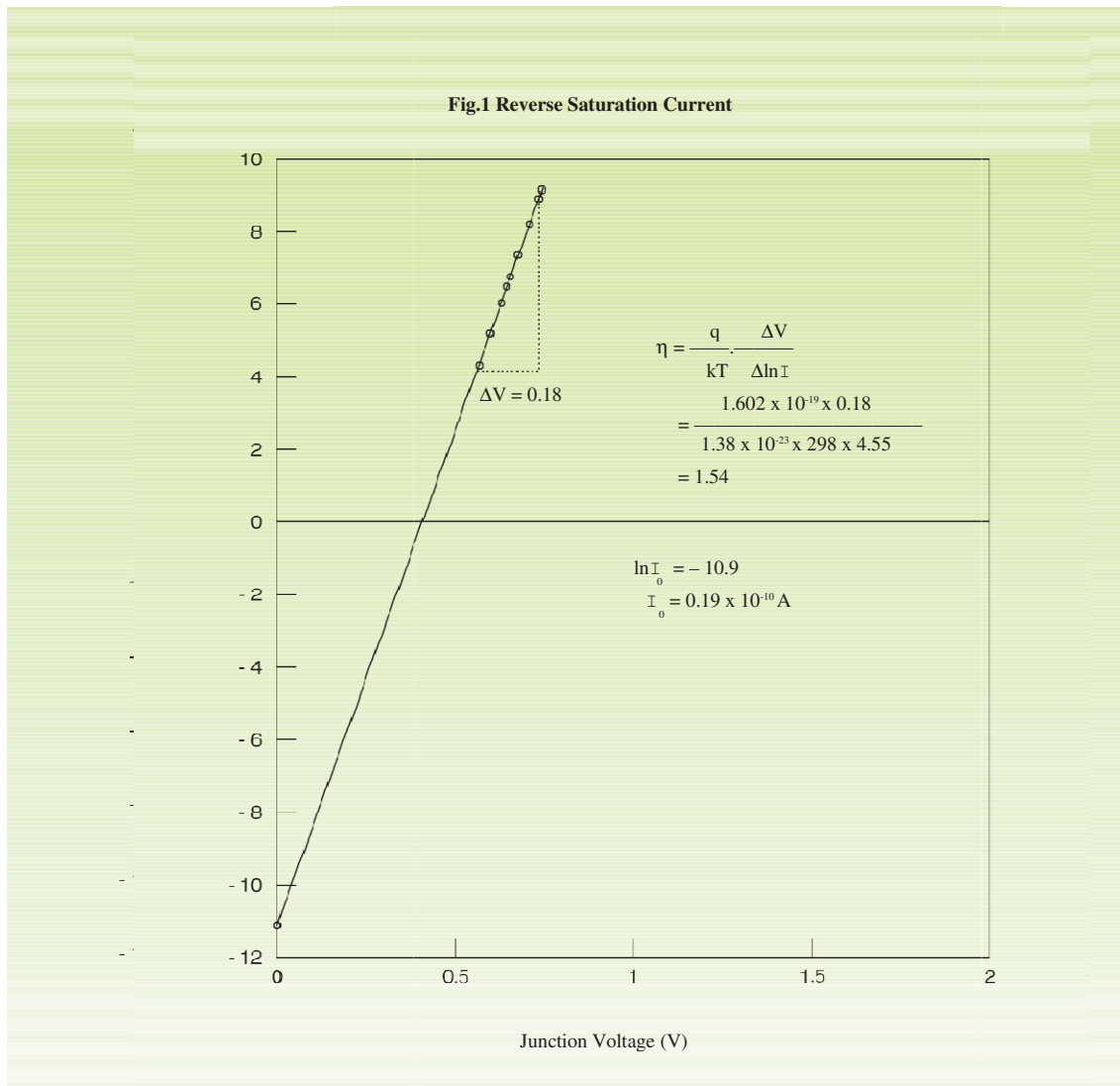
Dr. Baldev Singh Marg 28/147 Civil Lines, Roorkee-247667 Distt. Haridwar, Uttarakhand

Phone No.: 01332 - 272509, 7579200827

E-Mail : vijayantatechologies@gmail.com, vijaielectronics1965@gmail.com

(b) Energy band-gap and temperature coefficient of the junction voltage

The P-N junction under test is kept in a small, fast temperature controlled oven. The temperature is adjustable in the range from room temperature to about 80°C. From the readings of the temperature and junction voltage on digital instruments provided on the panel, the temperature coefficient gap are computed. (fig.2)



(a) The Junction Capacitance

The junction capacitance of a typical diode varies in the range 10pf-100pf approximately, as a non linear function of the reverse voltage. This parameter though important in high frequency circuits, is difficult to measure because of its small value. In the present set-up, the output V_1 and V_2 at two frequencies f_1 & f_2 , where $f_2 > f_1$, are obtained at different values of bias voltage to compute the junction capacitance. A typical graph between bias voltage and junction capacitance is shown in fig.3.

The experimental set-up consists of the following

(1) Study of P-N Junction, Model PN-1

- (a) 3½ digit DPM for current/temperature measurements.
- (b) 3½ digit DPM for bias voltage/junction voltage measurements.
- (c) Two parts to connect the diode - one for experiment 1 & 2 and other for experiment 3.
- (d) Two fixed frequency oscillators (5KHz & 20KHz) with the same output (200 mV).

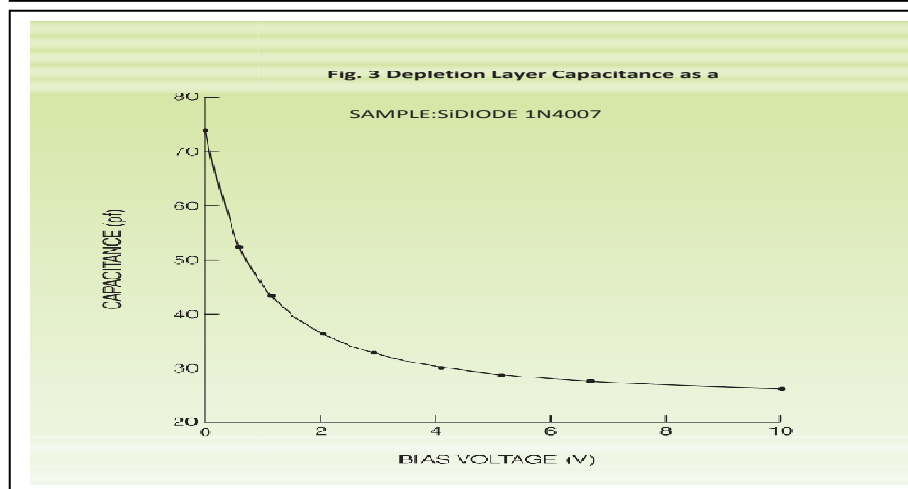
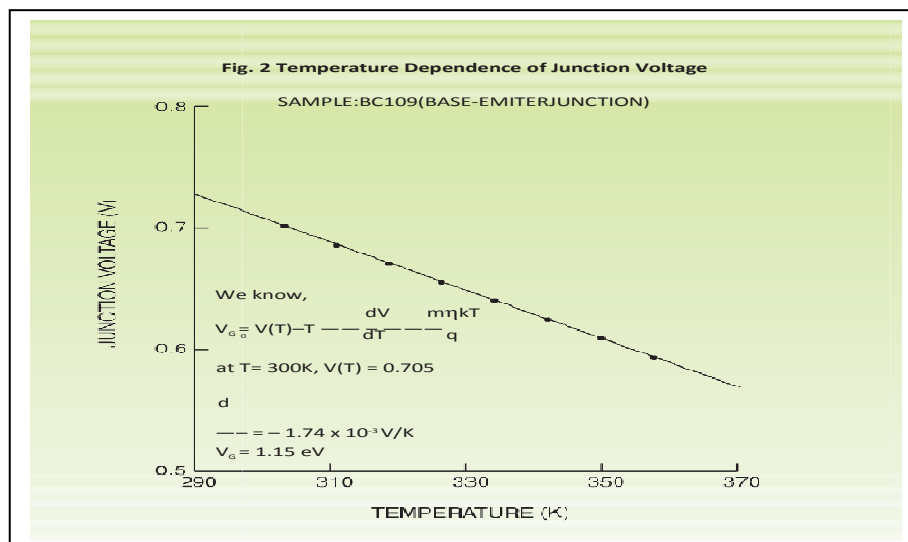
(2) Fast temperature controlled oven with sensor

(3) Set of samples

- (a) Transistor BC109 (base-emitter)-Si
- (b) Transistor AC126 (base-emitter)-Ge
- (c) Diode 1N 5408/1N 4002-Si

The unit is supplied complete with a detailed instruction manual. Sufficient theoretical description is included for a proper understanding. This is followed by a step-by-step procedure and a typical set of readings and results.

Complete in all respect, except a CRO for capacitance measurement Typical results obtained are shown in fig. no. 1, 2 & 3.



Note: There may be any change in specification due to continuous R & D without notice.

VIJAYANTA TECHNOLOGIES PVT. LTD.

(Formerly Vijai Electronics)

Dr. Baldev Singh Marg 28/147 Civil Lines, Roorkee-247667 Distt. Haridwar, Uttarakhand

Phone No.: 01332 - 272509, 7579200827

E-Mail : vijayantatechologies@gmail.com, vijaielectronics1965@gmail.com